



BOAT TRAILER CATALOGUE VOL 13



Galvanised Finish

All our steel frames and accessories are hot dipped galvanised. Hot-dip galvanising is a corrosion protection method that offers a range of significant benefits.

This process involves immersing steel or iron components in molten zinc, creating a durable and long-lasting zinc-iron alloy coating.

One of the primary advantages is exceptional corrosion resistance, as the zinc coating acts as a sacrificial barrier, preventing rust and corrosion from reaching the underlying metal.

Hot-dip galvanising also provides excellent durability, with a lifespan that can exceed many years in many environments, making it a cost-effective choice for long-term projects.

This process is environmentally friendly, as it utilizes a natural material (zinc) and reduces the need for frequent maintenance and replacement, contributing to sustainability in various industries, including construction, transportation, and infrastructure.

Powder Coated Finish

Powder coating is a finishing process used to apply a durable and protective layer of colour and texture to various metal and sometimes non-metal surfaces.

It involves electrostatically charging dry powder particles and then spraying them onto the object to be coated, which is typically prepped and cleaned.

The charged powder adheres to the object's surface and is then cured in an oven, where it melts and forms a smooth, even, and resilient coating that resists chipping, corrosion, and fading.

Powder coating offers a wide range of colours and finishes, making it a popular choice for automotive parts, appliances, furniture, and various industrial and consumer products.



CONTENTS

Finish	2
Tinny	4
Tinny - Heavy Duty	6
Fibreglass GSL	8
Fibreglass GSH	10
Polycraft	12
Ultraroller	14
Easyloader	16
Pontoon & Catamaran	18
Jetski	20
Custom Trailers	21
Trailer Upgrades	34
Parts	38
Bearings	38-40
Seals	41
Couplings	42
Guards	42
Jockey Wheels	42,43
Lights & Plugs	43
Skids	44
Winch & Accessories	45
Roller Brackets	46,47
Rollers	48,49
Spare Wheel Carriers	50
Wheels	50
Walkway	50
Warranty	51

TINNY



3.4

PART NUMBER	BOAT SIZE APPROX	TRAILER LENGTH O/A	TRAILER WIDTH O/A	WIDTH INSIDE GUARDS	ATM KG	
TSL3.4	3.4m/11ft	4000	1666	1200	450	

3.7

PART NUMBER	BOAT SIZE APPROX	TRAILER LENGTH O/A	TRAILER WIDTH O/A	WIDTH INSIDE GUARDS	ATM KG	
TSL3.7	3.7m/12ft	4300	1860	1400	450	

4.0

PART NUMBER	BOAT SIZE APPROX	TRAILER LENGTH O/A	TRAILER WIDTH O/A	WIDTH INSIDE GUARDS	ATM KG	
TSL4.0	4.0m/13ft	4600	1860	1400	750	

4.3

PART NUMBER	BOAT SIZE APPROX	TRAILER LENGTH O/A	TRAILER WIDTH O/A	WIDTH INSIDE GUARDS	ATM KG	
TSL4.3	4.3m/14ft	4900	1860	1400	750	

Standard Trailer Upgrades - Frames

- C Channel Chassis
- Mesh Infills
- Checkerplate Infills (Steel/Alloys)
- Welded Walkways
- Welded Keel Roller Racks (various sizes)

Standard Trailer Upgrades - Accessories

- Spare Wheel and Bracket
- Wheel Upgrades i.e. 13" to 14"
- Jerry Can Holders
- Cargo Carrier
- Guide Poles

TINNY

4.5

PART NUMBER	BOAT SIZE APPROX	TRAILER LENGTH O/A	TRAILER WIDTH O/A	WIDTH INSIDE GUARDS	ATM KG	
TSL4.5	4.5m/15ft	5100	1860	1410	750	

4.5B

PART NUMBER	BOAT SIZE APPROX	TRAILER LENGTH O/A	TRAILER WIDTH O/A	WIDTH INSIDE GUARDS	ATM KG	
TSL4.5B	4.5m/15ft	5100	1930	1480	1000	

4.8B

PART NUMBER	BOAT SIZE APPROX	TRAILER LENGTH O/A	TRAILER WIDTH O/A	WIDTH INSIDE GUARDS	ATM KG	
TSL4.8B	4.8m/16ft	5400	2080	1630	1000	

5.1B

PART NUMBER	BOAT SIZE APPROX	TRAILER LENGTH O/A	TRAILER WIDTH O/A	WIDTH INSIDE GUARDS	ATM KG	
TSL5.1B	5.1m/17ft	5700	2080	1630	1200	

Standard Trailer Models Include: Plastic Guards, Jockey Wheel, Winch, Alloy Mag Wheels



TINNY - HEAVY DUTY



5.2B

PART NUMBER	BOAT SIZE APPROX	TRAILER LENGTH O/A	TRAILER WIDTH O/A	WIDTH INSIDE GUARDS	ATM KG	
TSH5.2B	5.2m/17ft	6000	2080	1630	1450	

5.5B

PART NUMBER	BOAT SIZE APPROX	TRAILER LENGTH O/A	TRAILER WIDTH O/A	WIDTH INSIDE GUARDS	ATM KG	
TSH5.5B	5.5m/18ft	6300	2080	1630	1450	

5.8TB

PART NUMBER	BOAT SIZE APPROX	TRAILER LENGTH O/A	TRAILER WIDTH O/A	WIDTH INSIDE GUARDS	ATM KG	
TSH5.8TB	5.8m/19ft	6600	2080	1630	2000	

6.1TB

PART NUMBER	BOAT SIZE APPROX	TRAILER LENGTH O/A	TRAILER WIDTH O/A	WIDTH INSIDE GUARDS	ATM KG	
TSH6.1TB	6.1m/20ft	6900	2080	1630	2000	

Standard Trailer Upgrades - Frames

- C Channel Chassis
- Mesh Infills
- Checkerplate Infills (Steel/Alloys)
- Welded Walkways
- Welded Keel Roller Racks (various sizes)

Standard Trailer Upgrades - Accessories

- Spare Wheel and Bracket
- Wheel Upgrades i.e. 13" to 14"
- Jerry Can Holders
- Cargo Carrier
- Guide Poles

TINNY - HEAVY DUTY

6.4TB

PART NUMBER	BOAT SIZE APPROX	TRAILER LENGTH O/A	TRAILER WIDTH O/A	WIDTH INSIDE GUARDS	ATM KG	
TSH6.4TB	6.4m/21ft	7200	2080	1630	2000	

Standard Trailer Models Include: Plastic Guards, Jockey Wheel, Winch, Alloy Mag Wheels



FIBREGLASS - GSL



3.4

PART NUMBER	BOAT SIZE APPROX	TRAILER LENGTH O/A	TRAILER WIDTH O/A	WIDTH INSIDE GUARDS	ATM KG	
GSL3.4	3.4	3600	1666	1210	450	

3.7

PART NUMBER	BOAT SIZE APPROX	TRAILER LENGTH O/A	TRAILER WIDTH O/A	WIDTH INSIDE GUARDS	ATM KG	
GSL3.7	3.7	4000	1666	1410	450	

4.0

PART NUMBER	BOAT SIZE APPROX	TRAILER LENGTH O/A	TRAILER WIDTH O/A	WIDTH INSIDE GUARDS	ATM KG	
GSL4.0	4.0	4300	1860	1410	750	

4.3

PART NUMBER	BOAT SIZE APPROX	TRAILER LENGTH O/A	TRAILER WIDTH O/A	WIDTH INSIDE GUARDS	ATM KG	
GSL4.3	4.3	4600	1860	1410	750	

Standard Trailer Upgrades - Frames

- C Channel Chassis
- Mesh Infills
- Checkerplate Infills (Steel/Alloys)
- Welded Walkways
- Welded Keel Roller Racks (various sizes)

Standard Trailer Upgrades - Accessories

- Spare Wheel and Bracket
- Wheel Upgrades i.e. 13" to 14"
- Jerry Can Holders
- Cargo Carrier
- Guide Poles

FIBREGLASS - GSL

4.5

PART NUMBER	BOAT SIZE APPROX	TRAILER LENGTH O/A	TRAILER WIDTH O/A	WIDTH INSIDE GUARDS	ATM KG	
GSL4.5	4.5	4900	1860	1410	750	

4.8B

PART NUMBER	BOAT SIZE APPROX	TRAILER LENGTH O/A	TRAILER WIDTH O/A	WIDTH INSIDE GUARDS	ATM KG	
GSL4.8B	4.8	5100	1860	1410	1000	

5.1B

PART NUMBER	BOAT SIZE APPROX	TRAILER LENGTH O/A	TRAILER WIDTH O/A	WIDTH INSIDE GUARDS	ATM KG	
GSL5.1B	5.1	5400	2080	1630	1000	

Standard Trailer Models Include: Plastic Guards, Jockey Wheel, Winch, Alloy Mag Wheels



FIBREGLASS - GSH



5.2B

PART NUMBER	BOAT SIZE APPROX	TRAILER LENGTH O/A	TRAILER WIDTH O/A	WIDTH INSIDE GUARDS	ATM KG	
GSH5.2B	5.2HD	5800	2080	1630	1450	

5.5B

PART NUMBER	BOAT SIZE APPROX	TRAILER LENGTH O/A	TRAILER WIDTH O/A	WIDTH INSIDE GUARDS	ATM KG	
GSH5.5B	5.5	6000	2080	1630	1450	

5.8TB

PART NUMBER	BOAT SIZE APPROX	TRAILER LENGTH O/A	TRAILER WIDTH O/A	WIDTH INSIDE GUARDS	ATM KG	
GSH5.8TB	5.8	6300	2080	1630	2000	

6.1TB

PART NUMBER	BOAT SIZE APPROX	TRAILER LENGTH O/A	TRAILER WIDTH O/A	WIDTH INSIDE GUARDS	ATM KG	
GSH6.1TB	6.1	6600	2080	1630	2000	

Standard Trailer Upgrades - Frames

- C Channel Chassis
- Mesh Infills
- Checkerplate Infills (Steel/Alloys)
- Welded Walkways
- Welded Keel Roller Racks (various sizes)

Standard Trailer Upgrades - Accessories

- Spare Wheel and Bracket
- Wheel Upgrades i.e. 13" to 14"
- Jerry Can Holders
- Cargo Carrier
- Guide Poles

FIBREGLASS - GSH

6.4TB

PART NUMBER	BOAT SIZE APPROX	TRAILER LENGTH O/A	TRAILER WIDTH O/A	WIDTH INSIDE GUARDS	ATM KG	
GSH6.4TB	6.4	6900	2080	1630	2000	

Standard Trailer Models Include: Plastic Guards, Jockey Wheel, Winch, Alloy Mag Wheels



POLYCRAFT



3.0

PART NUMBER	BOAT SIZE APPROX	TRAILER LENGTH O/A	TRAILER WIDTH O/A	WIDTH INSIDE GUARDS	ATM KG	
POLY3.0	3.0m/10ft	3600	1930	1480	450	

4.1

PART NUMBER	BOAT SIZE APPROX	TRAILER LENGTH O/A	TRAILER WIDTH O/A	WIDTH INSIDE GUARDS	ATM KG	
POLY4.1	4.1m/13.5ft	5100	2130	1680	750	

4.5

PART NUMBER	BOAT SIZE APPROX	TRAILER LENGTH O/A	TRAILER WIDTH O/A	WIDTH INSIDE GUARDS	ATM KG	
POLY4.5	4.5m/15ft	5500	2060	1610	750	

4.5B

PART NUMBER	BOAT SIZE APPROX	TRAILER LENGTH O/A	TRAILER WIDTH O/A	WIDTH INSIDE GUARDS	ATM KG	
POLY4.5B	4.5m/15ft	5500	2130	1680	1000	

Standard Trailer Upgrades - Frames

- C Channel Chassis
- Mesh Infills
- Checkerplate Infills (Steel/Alloys)
- Welded Walkways
- Welded Keel Roller Racks (various sizes)

Standard Trailer Upgrades - Accessories

- Spare Wheel and Bracket
- Wheel Upgrades i.e. 13" to 14"
- Jerry Can Holders
- Cargo Carrier
- Guide Poles

POLYCRAFT

4.8B

PART NUMBER	BOAT SIZE APPROX	TRAILER LENGTH O/A	TRAILER WIDTH O/A	WIDTH INSIDE GUARDS	ATM KG	
POLY4.8B	4.8m/16ft	5700	2170	1720	1200	

5.3B

PART NUMBER	BOAT SIZE APPROX	TRAILER LENGTH O/A	TRAILER WIDTH O/A	WIDTH INSIDE GUARDS	ATM KG	
POLY5.3B	5.3m/17.5ft	6300	2430	1980	1500	

5.3TB

PART NUMBER	BOAT SIZE APPROX	TRAILER LENGTH O/A	TRAILER WIDTH O/A	WIDTH INSIDE GUARDS	ATM KG	
POLY5.3TB	5.3m/17.5ft	6300	2430	1980	2000	

5.9TB

PART NUMBER	BOAT SIZE APPROX	TRAILER LENGTH O/A	TRAILER WIDTH O/A	WIDTH INSIDE GUARDS	ATM KG	
POLY5.9TB	5.9m/19ft	7100	2430	1980	2000	

5.9THB

PART NUMBER	BOAT SIZE APPROX	TRAILER LENGTH O/A	TRAILER WIDTH O/A	WIDTH INSIDE GUARDS	ATM KG	
POLY5.9THB	5.9m/19ft	7100	2430	1980	2400	

Standard Trailer Models Include: Plastic Guards, Jockey Wheel, Winch, Alloy Mag Wheels

ULTRA ROLLER



4.8B

PART NUMBER	BOAT SIZE APPROX	TRAILER LENGTH O/A	TRAILER WIDTH O/A	WIDTH INSIDE GUARDS	ATM KG	
UR4.8B	4.8HD	5800	2080	1630	1450	

5.2B

PART NUMBER	BOAT SIZE APPROX	TRAILER LENGTH O/A	TRAILER WIDTH O/A	WIDTH INSIDE GUARDS	ATM KG	
UR5.2B	5.2HD	5800	2080	1630	1450	

5.5B

PART NUMBER	BOAT SIZE APPROX	TRAILER LENGTH O/A	TRAILER WIDTH O/A	WIDTH INSIDE GUARDS	ATM KG	
UR5.5B	5.5	6000	2080	1630	1450	

5.8B

PART NUMBER	BOAT SIZE APPROX	TRAILER LENGTH O/A	TRAILER WIDTH O/A	WIDTH INSIDE GUARDS	ATM KG	
UR5.8B	5.8	6300	2080	1630	1450	

Standard Trailer Upgrades - Frames

- C Channel Chassis
- Mesh Infills
- Checkerplate Infills (Steel/Alloys)
- Welded Walkways
- Welded Keel Roller Racks (various sizes)

Standard Trailer Upgrades - Accessories

- Spare Wheel and Bracket
- Wheel Upgrades i.e. 13" to 14"
- Jerry Can Holders
- Cargo Carrier
- Guide Poles

ULTRA ROLLER

6.1TB

PART NUMBER	BOAT SIZE APPROX	TRAILER LENGTH O/A	TRAILER WIDTH O/A	WIDTH INSIDE GUARDS	ATM KG	
UR6.1TB	6.1	6600	2080	1630	2000	

6.4TB

PART NUMBER	BOAT SIZE APPROX	TRAILER LENGTH O/A	TRAILER WIDTH O/A	WIDTH INSIDE GUARDS	ATM KG	
UR6.4TB	6.4	6900	2080	1630	2000	

Standard Trailer Models Include: Plastic Guards, Jockey Wheel, Winch, Alloy Mag Wheels



EASY LOADER



4.8B

PART NUMBER	BOAT SIZE APPROX	TRAILER LENGTH O/A	TRAILER WIDTH O/A	WIDTH INSIDE GUARDS	ATM KG	
EL4.8B	4.8HD	5800	2080	1630	1450	

5.2B

PART NUMBER	BOAT SIZE APPROX	TRAILER LENGTH O/A	TRAILER WIDTH O/A	WIDTH INSIDE GUARDS	ATM KG	
EL5.2B	5.2m/17ft	6000	2080	1630	1450	

5.5B

PART NUMBER	BOAT SIZE APPROX	TRAILER LENGTH O/A	TRAILER WIDTH O/A	WIDTH INSIDE GUARDS	ATM KG	
EL5.5B	5.5m/18ft	6300	2080	1630	1450	

5.8B

PART NUMBER	BOAT SIZE APPROX	TRAILER LENGTH O/A	TRAILER WIDTH O/A	WIDTH INSIDE GUARDS	ATM KG	
EL5.8B	5.8m/19ft	6600	2080	1630	1450	

Standard Trailer Upgrades - Frames

- C Channel Chassis
- Mesh Infills
- Checkerplate Infills (Steel/Alloys)
- Welded Walkways
- Welded Keel Roller Racks (various sizes)

Standard Trailer Upgrades - Accessories

- Spare Wheel and Bracket
- Wheel Upgrades i.e. 13" to 14"
- Jerry Can Holders
- Cargo Carrier
- Guide Poles

EASY LOADER

6.1TB

PART NUMBER	BOAT SIZE APPROX	TRAILER LENGTH O/A	TRAILER WIDTH O/A	WIDTH INSIDE GUARDS	ATM KG	
EL6.1TB	6.1m/20ft	6900	2080	1630	2000	

6.4TB

PART NUMBER	BOAT SIZE APPROX	TRAILER LENGTH O/A	TRAILER WIDTH O/A	WIDTH INSIDE GUARDS	ATM KG	
EL6.4TB	6.4m/21ft	7200	2080	1630	2000	

Standard Trailer Models Include: Plastic Guards, Jockey Wheel, Winch, Alloy Mag Wheels



PONTOON & CATAMARAN TRAILERS



20TB

PART NUMBER	BOAT SIZE APPROX	TRAILER LENGTH O/A	TRAILER WIDTH O/A	WIDTH INSIDE GUARDS	ATM KG
PON20TB TWIN HULL	20'	8000	2430	1970	2000
PON20TB TRI HULL	20'	8000	2430	1970	2000

22TB

PART NUMBER	BOAT SIZE APPROX	TRAILER LENGTH O/A	TRAILER WIDTH O/A	WIDTH INSIDE GUARDS	ATM KG
PON22TB TWIN HULL	22'	8600	2430	1970	2000
PON22TB TRI HULL	22'	8600	2430	1970	2000

25TB

PART NUMBER	BOAT SIZE APPROX	TRAILER LENGTH O/A	TRAILER WIDTH O/A	WIDTH INSIDE GUARDS	ATM KG
PON25TB TWIN HULL	25'	9500	2430	1970	2000
PON25TB TRI HULL	25'	9500	2430	1970	2000

25THB

PART NUMBER	BOAT SIZE APPROX	TRAILER LENGTH O/A	TRAILER WIDTH O/A	WIDTH INSIDE GUARDS	ATM KG
PON25THB TRI HULL 3.0	25'	9500	2430	1970	3000
PON25THB TRI HULL 3.5	25'	9500	2430	1970	3500

26THB

PART NUMBER	BOAT SIZE APPROX	TRAILER LENGTH O/A	TRAILER WIDTH O/A	WIDTH INSIDE GUARDS	ATM KG
PON26TB TWIN HULL	26'	9800	2430	1970	3000
PON26TB TRI HULL	26'	9800	2430	1970	3000
PON26THB TRI HULL 3.5	26'	9800	2430	1970	3500

PONTOON & CATAMARAN TRAILERS

28THB

PART NUMBER	BOAT SIZE APPROX	TRAILER LENGTH O/A	TRAILER WIDTH O/A	WIDTH INSIDE GUARDS	ATM KG
PON28THB TWIN HULL	28'	10,400	2430	1970	3000
PON28THB TRI HULL	28'	10,400	2430	1970	3000

30THB

PART NUMBER	BOAT SIZE APPROX	TRAILER LENGTH O/A	TRAILER WIDTH O/A	WIDTH INSIDE GUARDS	ATM KG
PON30THB TWIN HULL	30'	11,000	3430	1970	3000
PON30THB TRI HULL	30'	11,000	3430	1970	3000

Standard Trailer Models Include: Plastic Guards, Jockey Wheel, Winch, Alloy Mag Wheels



Standard Trailer Upgrades - Frames

- C Channel Chassis
- Mesh Infills
- Checkerplate Infills (Steel/Alloys)
- Welded Walkways
- Welded Keel Roller Racks (various sizes)

Standard Trailer Upgrades - Accessories

- Spare Wheel and Bracket
- Wheel Upgrades i.e. 13" to 14"
- Jerry Can Holders
- Cargo Carrier
- Guide Poles



JETSKI



SPARK

PART NUMBER	BOAT SIZE APPROX	TRAILER LENGTH O/A	TRAILER WIDTH O/A	WIDTH INSIDE GUARDS	ATM KG	
JSKM-SPARK	SPARK	3500	1510	1050	450	

SINGLE JET SKI

PART NUMBER	BOAT SIZE APPROX	TRAILER LENGTH O/A	TRAILER WIDTH O/A	WIDTH INSIDE GUARDS	ATM KG	
JSKM-7R	J/SKI	4500	1660	1200	750	
JSKM-D6R-B	J/SKI X 2	4700	2500	1970	1300	

TANDEM JET SKI

PART NUMBER	BOAT SIZE APPROX	TRAILER LENGTH O/A	TRAILER WIDTH O/A	WIDTH INSIDE GUARDS	ATM KG	
JSKM-D6R-TB	J/SKI x2	4700	2500	1970	2000	

Standard Trailer Upgrades - Frames

- C Channel Chassis
- Mesh Infills
- Checkerplate Infills (Steel/Alloys)
- Welded Walkways
- Welded Keel Roller Racks (various sizes)

Standard Trailer Upgrades - Accessories

- Spare Wheel and Bracket
- Wheel Upgrades i.e. 13" to 14"
- Jerry Can Holders
- Cargo Carrier
- Guide Poles

Standard Trailer Models Include: Plastic Guards, Jockey Wheel, Winch, Alloy Mag Wheels



CUSTOM TRAILERS

Discover a world of custom build options tailored to your needs. With our technical expertise and commitment to quality, we work with you to bring your ideas to life in every trailer we create.



CUSTOM TRAILER EXPERTS






























MOTORBIKE RAMPS

TRAILER PREMIUM UPGRADES



WIDE BODY



MESH INFILL



TRAILER PREMIUM UPGRADES

CHECKERPLATE INFILL





JET SKI CARGO CARRIER WITH BASKET

TRAILER PREMIUM UPGRADES



POWDER COAT





C CHANNEL CHASSIS



LM BEARING KITS



LM KIT 1960
67048/10 11949/10
Seal and cap

HCH



LM KIT 1969B
67048/10 11949/10
Seal and cap

KOYO



LM MARINE KIT 1960M
67048/10 11949/10
Marine seal and cap

HCH



LM MARINE KIT 1960BM
67048/10 11949/10
Marine seal and cap

KOYO

SLM BEARING KITS



SLM KIT 1961
68149/10 12749/10
Seal and cap

HCH



SLM KIT 1970B
68149/10 12749/10
Seal and cap

KOYO



SLM MARINE KIT 1961M
68149/10 12749/10
Marine seal and cap

HCH



SLM MARINE KIT 1970BM
68149/10 12749/10
Marine seal and cap

KOYO

2TN BEARINGS



KIT 1954A ASTSS

ASTSS Bearing Kit
25580/20 15123/45 Seal and cap

HCH



KIT 1954L LAZY

Lazy Bearing Kit
25580/20 15123/45 Seal and cap

HCH



MARINE KIT 1954LM LAZY

25580/20 15123/45
Marine seal and cap

HCH



KIT 1971B

25580/20 15123/45
Seal and cap

KOYO



DEXTER KIT 1954DXT

25580/20 15123/45
Seal and cap

HCH



DISC KIT 1954D

25580/20 15123/45
Seal and cap

HCH



MARINE KIT 1954M 11" DISC

25580/20 15123/45
Marine seal and cap

HCH



MARINE KIT 1971BM

Marine seal and cap

KOYO

3TN BEARINGS



KIT 1955

30210 29748/10 Seal and cap

HCH



KIT 1955F

3TN inner 2TN outer
30210/130210 15123/15245

KOYO

PARALLEL BEARING KITS



KIT 1950D
68149/10 x 2
Seal and cap

HCH



KIT 1953BPK
68149/10 x 2
Seal and cap

KOYO



MARINE KIT 1950DM
68149/10 x 2
Marine seal and cap

HCH



MARINE KIT 1953BPKM
68149/10 x 2
Marine seal and cap

KOYO

IMPERIAL PARALLEL



KIT 1959
K07100A/K0210X
Seal and cap

BEARING BUDDIES




1415A
Bearing Buddy 45mm
Stainless steel x 2



1415C
Bearing Buddy 63mm
Stainless steel x 2

USA BEARINGS



KIT 1961A
68149/11 44649/10
Seal and cap



1416A
Red cover
for bearing buddy

SEALS



1956

Oil Seal LM
28550

LM



1957

Oil Seal LM
Marine

LM



1954

Oil Seal SLM
28600

SLM



1965

Oil Seal SLM
Marine

SLM



1968

Oil Seal 2TN
Suit 12" Electric/Lazy

2TN



1968B

Oil Seal 2TN
Suit Dexter Disc

2TN



1968D

Oil Seal Marine 2TN
48.3ID

2TN



1968A

Oil Seal 3TN

3TN



1959B

Oil Seal USA
171256500TB

USA



1950B

Oil Seal Imperial
Para 402994

IMPERIAL

COUPLINGS & HANDBRAKE GAL



2 HOLE / 3 HOLE

1803A

2/3 Hole 2T 50mm



2TN MECHANICAL

1809A

50mm Override



3.5TN ELECTRIC

1818A

50mm with hand brake



MARINE HAND BRAKE

1819

1819A

819B

50mm

75mm

100mm

GUARDS



PLASTIC BLACK

PG6252B

13"

PG6253B

14"



PLASTIC GUARD BRACKETS

FGBRKT13PLL

13' Single Left

FGBRKT13PLR

13' Single Right

FGBRKT14PLL

14' Single Left

FGBRKT14PLR

14' Single Right

FGBRKT13TDPLL

13' Tandem Left

FGBRKT13TDPLR

13' Tandem Right



MUD FLAPS

MFBKBYWBL

Evolution Mud Flap

JOCKEY WHEELS



JOCKEY WHEEL - WITH U BOLT CLAMPS

R2112AC

6" 350kg Swivel

R2112A

6" 350kg Swivel Mag wheel

R2112HD

6" 750kg HD Swivel

R2124A

8" 350kg Swivel

R2124HD

8" 750kg HD Swivel

R2114UB

10" 350kg Swivel

R2110

6" Tandem wheel 680kg

JOCKEY WHEEL ACCESSORIES



WHEEL & HANDLE

2108HD	6" Mag wheel
2125A	8" Metal rim wheel
2129A	Jockey wheel handle

LIGHTS & PLUGS



TAIL LIGHTS

ELALEDKT4.8	Small LED 4.8m cable for Jet Ski (No side markers)
ELALEDKT6.0	LED lights Kit 6m cable
ELALEDKT7.8	LED lights Kit 7.8m cable
4122LEDRH	LED Right Tail light Stop / Indicator with licence plate light (No cable)
4122LEDLH	LED Left Tail light Stop / Indicator (No cable) 7 pin round female small
4153G	Plug adaptor 7 pin male flat to 7 pin round female large

REFLECTORS

4105	Amber Reflector
4105A	White Reflector

SIDE MARKERS

4127CLED	Side clearance lamp Red/Amber 12/24V 58x35mm
4122LEDB	LED light amber
4122LEDC	LED light white

PLUGS

4129	7 pin Flat
4140	7 pin Round large
4153	Plug adaptor 7 pin male flat to 7 pin round female small

SKIDS

METAL



SMTPE1.4

Metal Skid 1.4m with blue TPE

SMTPE1.5

Metal Skid 1.5m with blue TPE

SMTPE1.6

Metal Skid 1.6m with blue TPE

SMTPE1.8

Metal Skid 1.8m with blue TPE

SMTPE2.0

Metal Skid 2m with blue TPE

SMTPE2.2

Metal Skid 2.2m with blue TPE

SMTPE2.4

Metal Skid 2.4m with blue TPE

SMTPE2.6

Metal Skid 2.6m with blue TPE

SMTPE2.8

Metal Skid 2.8m with blue TPE

SMTPE2.9

Metal Skid 2.9m with blue TPE

SMTPE3.4

Metal Skid 3.4m with blue TPE

BLUE PLANKS



SPFBL300

Skid plastic plank 300

PPRBL4070RSB1200

Plank Blue 40 x 70 x 1.2m Ribbed, top and bottom bent end (for 3.4 mtr)

PPRBL4070RSB1550

Plank Blue 40 x 70 x 1.5m Ribbed, top and bottom bent end (for 3.7 - 4.0 mtr SP)

PPRBL4070RSB1800

Plank Blue 40 x 70 x 1.8m Ribbed, top and bottom bent end (for 4.0 - 5.1 mtr LD)

PPRBL4070RSB2200

Plank Blue 40 x 70 x 2.2m Ribbed, top and bottom bent end (for 4.8 - 6.4 mtr HD)

GUIDES ASSEMBLED



SKIDSHORT20P

Short Skid w/ yoke 300x20x20

SKIDSHORT40P

Short Skid w/ yoke 300x40x40

SKIDGUIDE20P

Skid Guides TPE Single Stem (pair) - does not include slide adjusters

SKIDGUIDEHD20P

Skid Guide HD Double Stem TPE (pair) - **Does not include slide adjusters*

SKIDS



PT2016

Skid strip - per mtr 50mm x 12mm/blue

WINCH & ACCESSORIES

METAL



7120C	3:1 Winch w/ Strap 350kg
7124C	5:1 Winch w/Strap 700kg
7128C	10:1 Winch w/Strap 1000kg

ASSEMBLED



WTPC7550JSKI	Jet Ski Winch Post & Top Complete W/Winch & Roller
WPOSTCDLXJSKI	Winch Post & top Dlx j/Ski complete with winch & roller (S Bend)

WINCH POST



FWPOST505090	50x50x400mm 90deg GAL Suit 50mm
FWPOSTJSKIPOL	40x40x500mm Pol Ski GAL
FWPOST505020	50x50x550mm 20deg GAL Suit 50mm
FWPOST755020	75x50x550mm 20deg GAL Suit 50mm
FWPOST75502075	75x50x550mm 20deg GAL Suit 75mm
FWPOST755090	75x50x550mm 90deg GAL Suit 75mm
FWPOST1005020	100x50x750mm 20deg Suit 50mm drawbar
FWPOST100502075	100x50x750mm 20deg Suit 75mm drawbar
FWPOSTJSKITDM	Jet Ski Tandem S-Bend GAL

WINCH POST TOP



FWTOP7550	75x50 suit 3:1 winch
FWPOST10050	100x50 winch suit 5:1 and 10:1 winch- boat

END CAP



CAP404025	End Cap 40 X40
CAP5050	End Cap 50 x 50
CAP7550	End Cap 75 x 50
CAP100504063	End Cap 100 x 50

ROLLER BRACKETS



POST CLAMP

1454	Bolt on 3in clamp
1454B	Bolt on double clamp bracket



YOKE 20mm SQUARE BAR SOLID

FYOKE2040200	20 x 200mm stem x 40mm U-bracket
FYOKE2040300	20 x 300mm stem x 40mm U-bracket
FYOKE2050200	20 x 200mm stem x 50mm U-bracket
FYOKE2050300	20 x 300mm stem x 50mm U-bracket



YOKE 40mm SQUARE BAR HOLLOW

FYOKE4040220	40 x 220mm stem x 40mm U-bracket
FYOKE4040300	40 x 300mm stem x 40mm U-bracket
FYOKE4050220	40 x 220mm stem x 50mm U-bracket
FYOKE4050300	40 x 300mm stem x 50mm U-bracket
FYOKE4050OS300	40 x 300mm stem x 50mm Offset



WOOD YOKE GAL 20mm SQUARE BAR

1402	20 x 200mm stem x 50mm U-bracket Angle
1401A	20 x 280mm stem x 50mm U-bracket Straight
1402A	20 x 300mm stem x 50mm U-bracket Straight



ROLLER BRACKET STEM GAL

1446	Single stem suit 4in roller
1448	Double stem suit 6in roller
1449	Double stem suit 8in roller



ROCKER ROLLER GAL

1449D	Suit 6in roller
1449C	Suit 8in roller

ROLLER BRACKETS



REAR TILT CRADLE

1454AC

Rear tilt Cradle GAL



KEEL ROLLERS BLACK

RBKT4BKSS

4 Inch Soft black single stem

RBKT6BKDS

6 Inch Soft black double stem

RBKT8BKDS

8 Inch Soft black double stem



ASSEMBLED KEEL ROLLERS BLUE

RBKT4BLSS

4 Inch Hard Blue single stem roller

RBKT6BLDS

6 Inch Hard Blue double stem roller

RBKT8BLDS

8 Inch Hard Blue double stem roller



JETSKI ROLLER ASSEMBLED

RBKT4KEELJSKM

4 Inch Single jetski keel

RBKT4KEELDBL

4 Inch Double jetski keel

RBKT4DLXWP

4 Inch Double jetski bow



BRACKETS

FBRKTJSKM4

4 Inch Single jetski keel roller

FBRKTTDM4

4 Inch Double jetski keel roller

FBRKTJSKIDLX

4 Inch Double jetski bow roller

ROLLERS



BOW ROLLER END CAP

RBKPEC13B
RBLEC13B

70 x 27mm x 13mm bore black poly
60 x 30mm x 13mm bore blue poly



BOW

RUBR4YL

4 Inch Yellow ultimate soft bow roller
(suit poly trailers)
Includes bolt, nut and washer



FLAT BILGE BLACK

1424F
1427A
1468

6 Inch x 17mm bore
8 Inch x 21mm bore
12 Inch x 25mm bore



FLAT BILGE BLUE

1427AC
1427BL
1468B

6 Inch x 17mm bore
8 Inch x 21mm bore
12 Inch x 25mm bore



V BLOCK

VBBK414B

4 Inch x 17mm bore black



WOBBLE

RGYWB54BL

22 x 110mm Black soft roller - each

ROLLERS



KEEL BLACK

RBKP4CC13B

4" keel soft concave roller for jet ski bore & keel

RBKP6CC17B

6" x 17mm bore

RBKP6CC17B5C

6" x 17mm bore self centering

RBKP6CR18B

6" x 18mm bore soft

RBKP8CR20B

8" x 20mm bore soft

RBKP12CC26B

12" x 26mm bore soft concave

KEEL BLUE

RBL4DB13B

4" x 13mm bore hard

RBL6DB17B

6" x 17mm bore hard

RBL6DB17BSC

6" x 17mm bore self centering

RBL8DB20B

8" x 20mm bore hard

RBL8DB20BSC

8" x 21mm bore blue self centering

RBL12DB26B

12" x 26mm bore hard

ACCESSORIES



SPINDLES

OP053	Support suit 16mm suit 6" roller
OP054	Support suit 18mm suit 8" roller
OP055	Spindle Zinc 16mm x 145mm suit 4" roller
OP056	Zinc 16mm x 190mm suit 6" roller
OP058	Zinc 18mm x 235mm suit 8" roller

FISH PLATE 8mm GAL



OPR008.1	2 hole fish plate - 13mm slot/slot x 75mm hole centre
OPR029	2 hole fish plate - 13mm hole/slot x 75mm hole centre
1419A	5 hole fish plate slotted - 13mm hole x 55mm & 65mm hole centre

SLIDE ADJUSTERS

SAD2550LD	25x50mm light duty for 20mm yoke inc fasteners	SAD5075HD	50x75mm heavy duty Single clamp for 40mm yoke including fasteners
SAD5050HD	50x50mm heavy duty Single clamp for 40mm yoke inc fasteners	SAD5075LD	50x75mm light duty for 20mm yoke inc fasteners
SAD5050LD	50x50mm light duty for 20mm yoke inc fasteners	SAD5075XHD	50x75mm x-heavy duty Double clamp for 40mm yoke
SAD5050XHD	50x50mm x-heavy duty Double clamp for 40mm yoke inc fasteners		



ACCESSORIES



JERRY CAN HOLDER

ACJERRYHLDR

Jerry can holder



SPARE WHEEL CARRIER BRACKET

R7143ID


45 degree multifit suits Ford, HT, LC6



SPARE WHEEL CARRIER BRACKET

ACSWB45F

Ford 45 degree angle



SPARE WHEEL CARRIER BRACKET

ACSWB90F

Ford straight

WHEELS

RIM & TYRE



845513RCT

165R13 Ford Alloy

845514RCT

185R14 Ford Alloy

845515RCT

215R15 Ford Alloy

8459DT

165R13 Multifit GAL

8402AT

185R14 Ford GAL

WALKWAY



ACWWWCS

Weld-in custom build
SINGLE (custom build trailers ONLY)

ACWWWCD

Weld-in custom build
DOUBLE (custom build trailers ONLY)

ACWW1802750

180mm width x 2750 length
Inc U-bolts & 2 hole fish plates x 5
(from 4.8HD to 6.4HD)

Warranty Information

Warranty on purchase extends to the original purchaser only.

The warranty does not cover any person to whom the trailer is transferred.

All warranty claims are subject to the original owners proof of purchase and date of purchase and may be subject to delivery of the trailer and or parts to the original place of purchase or Evolutions factory at owners expense.

Evolution Trailers do not warrant a trailer used for commercial or off-road conditions or warrant that Evolution Trailers are suitable for a particular off road or commercial application. Unless specifically designed for this purpose on purchase.

Warranty Periods

Excluding bearings

General wear of galvanising as per industry standard not warranted

Parts	Galvanised Frame
12 Months	5 Years
<i>Excluding bearings</i>	<i>General wear of galvanising as per industry standard not warranted</i>

For full warranty terms and conditions please visit
www.evotrailers.com.au

Collection Time Frames

Trailers are expected to be collected 1 week from completion otherwise storage costs may be incurred.

*Due to our constant efforts to offer the finest products available, we reserve the right to change specifications and standard features without notice. Additionally, Images shown in the catalogue may also vary in appearance from time of printing.

CREATING

FreeDOM

CREATING

FreeDOM



CONTACT US

Ph: 07 3807 9816
orders@evotrailers.com
www.evotrailers.com.au

16 Warehouse Circuit
YATALA QLD 4207



All States Trailer Spares T/A
Evolution Trailers since Nov 22

ALL STATES
TRAILER SPARES